

Softball New Zealand Scorers Refresher Examination 2019

Marks

Section 1	/30
Section 2	/25
Section 3	/25
Section 4	/20
Raw Mark	
% Mark	%

The entire exam will be answered in this booklet.

Sections 1-3 are compulsory sections for ALL scorers.

Section 4 is compulsory for Grade 6 and 7 Scorers.

Grade 5 scorers have the option of completing this section.

Marks:

Sections 1-3 are marked out of 80 as follows:

Section 1: Theory and multiple choice questions - 30 Marks

Section 2: Game Scoring - 25 Marks

Section 3: Analysis - 25 Marks

(Final raw marks will be converted to a Percentage (%) mark for those undertaking sections 1-3 ONLY)

Section 4: Advanced Scorers. Scorers complete either part (a) - Chief Scorers Role OR part (b) - Statisticians Role

Section 4 is worth 20 marks, giving a total of 100 marks attainable.

Time:

Grade 4 & 5 scorers undertaking Sections 1-3 ONLY will have 2 hours 30 to complete the exam.

Scorers undertaking Section 4 as well will have 3 hours to complete the exam.

Scorers may have up to 10 minutes reading time before the exam.

Please complete the details below:

Name:			
Address:			
Email:			
Phone:			
Association		Grade	

Section 1 Theory Questions and Multiple Choice (30 Marks)

1 Give the full symbols for the following situations: (Batter numbers and joiners not required).
Write your answers in the boxes to the right hand side of each question.

a	Batter runs into batted ball in the box	Not out – strike on batter
b	Batter is awarded a walk on an illegal pitch	BB IP
c	Runner jumps over batted ball, fielder bobble ball and runner is called out	RI
d	Stealing baserunner safe at 2nd. The catcher's throw is bounced to shortstop	SB
e	Runner at first base is called out for standing on safety base	IR
f	Batter runner, hits to centrefield and advances to two on the throw home. What you would score on the batter/runner going to 2 nd ?	FC 82
g	Batter runs into the pitcher fielding a ball OUT.	RI
h	Batter is called out for interfering with a throw by the catcher on a steal, how do you score this?	IG

(4 Marks)

2 The starting pitcher is replaced in the 1st Innings, when the team is losing 0-4. There are no outs and the count on the batter in the box is 1 balls and 2 strike

a	If the batter gets a hit, which pitcher gets charged with a hit?	STARTING/ FINISHING
b	If the batter gets a walk, which pitcher gets charged with the walk?	STARTING/ FINISHING
c	If the batter gets struck out, which pitcher gets the strike out?	STARTING/ FINISHING
d	How many Innings is the first pitcher credited with pitching?	None

(2 Marks)

3 The DP is batting 4th in the lineup, for the pitcher. Answer Yes/No - circling the CORRECT option.

a	When batter 4 is due to bat, can the pitcher bat instead of the DP?	YES/ NO
b	Can the DP then bat again the next time batter 4 comes up to bat?	YES/ NO
c	Can the team start with 9 players and bring on a DP in the 5 th innings?	YES /NO
d	Can a team have a DH and a DP in the same game?	YES /NO
e	Can the DP play in the field?	YES/ NO
f	If a baserunner is replaced by a DR, does he need to be re-entered?	YES /NO
g	Can the DR stay on and field in the original player's position?	YES /NO
h	Can a DR be substituted?	YES/ NO

(4 Marks)

4 Appendix Six of the SNZ Rule book (formerly Rule 12) lists 4 different situations where a base hit CANNOT be scored. What are they?

a	When a runner is forced out by a batted ball, or would have been forced out except for a fielding error
b	When a player fielding a batted ball retires a proceeding runner with ordinary effort
c	When a fielder fails in an attempt to retire a proceeding runner with ordinary effort
d	When a runner is called out for interference with a fielder attempting to field a batted ball, unless in the scorers judgement, the batter/baserunner would have been safe if the interference had not occurred.

(4 Marks)

5 Errors. Provide your answers in the box below each question.

a	What is the difference between an advance error and an out error? An Advance Error permits a baserunner to advance one or more bases– they would not have been out had the error not occurred. An Out Error prolongs the life of a batter or baserunner – they would have been out had the error not occurred.	
	Score an example of each	
	b) Advance Error	c) Out Error

(2 Marks)

6 True/False - Is the statement in each question TRUE or FALSE. Circle the CORRECT answer.

a	A missed base is an appeal play.	TRUE/FALSE
b	A sacrifice can be scored with 2 down.	TRUE/FALSE
c	The Tie-Breaker run can be earned.	TRUE/FALSE
d	A fielders choice on a sacrifice bunt is a reach base.	TRUE/FALSE
e	If you notice a batter has not been re-entered you should immediately tell the umpire as well as both teams.	TRUE/FALSE
f	A batter who picks a walk with loaded bases gets an RBI.	TRUE/FALSE
g	The batter reaching base with an intentional walk can be an earned run.	TRUE/FALSE
h	A batter who hits an automatic home run must touch all bases.	TRUE/FALSE
i	A player who has been substituted off may become the blood-bin player.	TRUE/FALSE
j	When fielders attempting to catch a fly ball collide the batters must get a hit.	TRUE/FALSE
k	A runner who over slides second base on a steal and is tagged out is not credited with a stolen base.	TRUE/FALSE

(5 Marks)

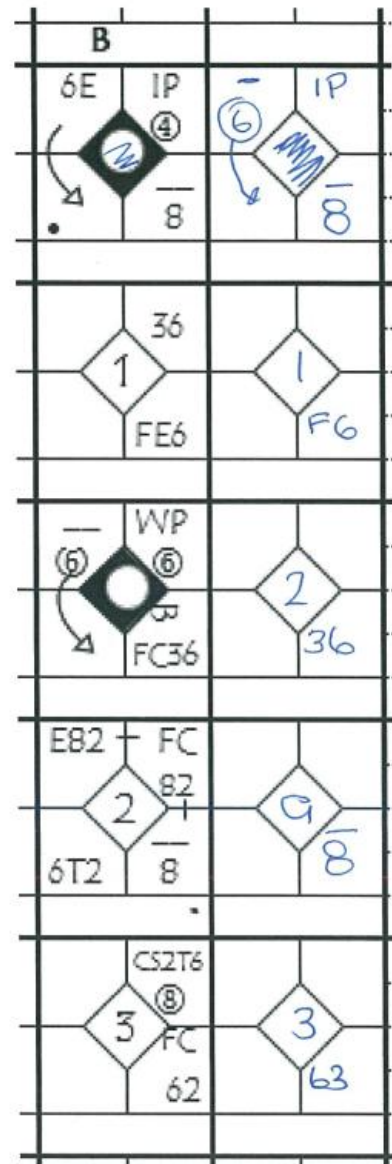
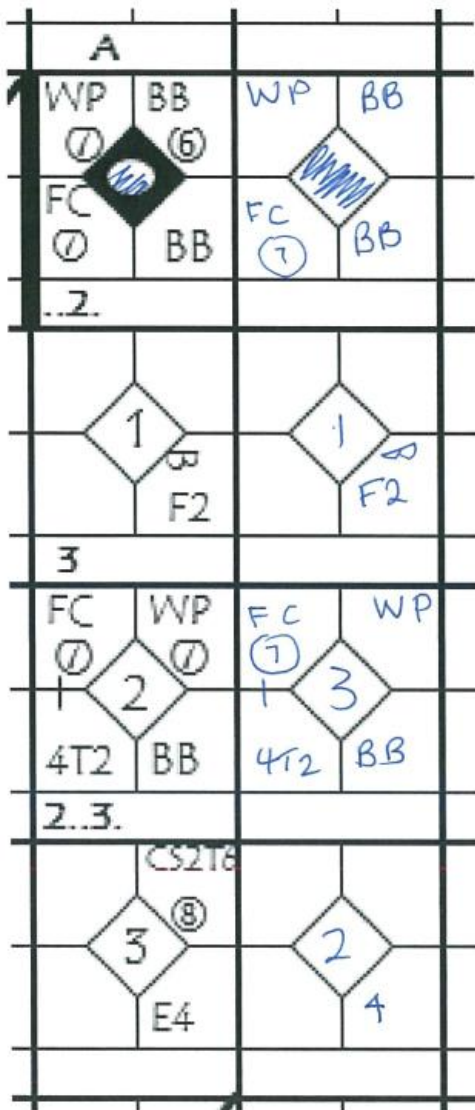
7 Multiple Choice - Which is the MOST correct answer for the following questions?

Circle the letter of your choice.

a	With no runners on and a full count, the batter hits a one base hit to left field off an illegal pitch. How do you score the batter?	(i) BB	(ii) IP	(iii) $\bar{7}$	(iv) BB IP
b	The batter hits a drive over the head of the shortstop who leaps to catch the ball. The ball and glove come off the fielders hand and land on the ground with the ball in the glove. How do you score the play on the batter?	(i) F6	(ii) Safe Hit	(iii) E6	(iv) + Ground rule 6 double)
c	The batter baserunner runs into a batted ball. How do you score this?	(i) H3	(ii) RI3	(iii) IR3	(iv) T3
d	Runner on 2nd. Batter hits a fly ball caught by left field. Runner advances a base after the catch. How do you score the advancing runner?	(i) SH with batter number	(ii) F with batter number	(iii) FC 75	(iv) SH F7
e	Runners on 1 st (base runner 5) and 3 rd (base runner 4), batter 6 in the box. Both runners take a short lead. The catcher throws to 3rd baseman who tags base runner 4 out. Base runner 5 goes to 2nd base. How do you score base runner 4 (the lead runner at 3rd)	(i) CS 2T5	(ii) 2T5	(iii) FC 2T5	(iv) (2) T5
f	Runners on 1st and 3rd. Runner on first steals to 2nd base. The catch throws to third base. All runners Safe. How do you score the runner advanced to 2nd base?	(i) SB	(ii) FC2	(iii) FC26	(iv) None of these
g	Runners on 1st and 2nd – 1 down. Batter 6 bunts. The 3rd baseman fields cleanly and has plenty of time for an out at 1st base, but holds the ball because the 1st baseman is down for the bunt and the 2nd baseman has gone to 2nd. How do you score the batter?	(i) SHE5	(ii) SHFC5	(iii) E5	(iv) Safe bunt
h	Illegal Batting covers which of the following infringements?	(i) Batting out of the box	(ii) Hitting the ball twice	(iii) Batters interference	(iv) All of these
j	In a tie breaker innings, the tie-breaker runner is which of these?	(i) The last batter in the previous innings	(ii) The last out in the previous inning	(iii) The next batter due up	(iv) The Designated Runner
k	How do you find the putouts for each team when proving the box score?	(i) Count the putouts at the bottom of each innings on the other side of the sheet.	(ii) Add up the PO column in the fielding analysis from the other side of the sheet.	(iii) Multiply the number of innings by 3	(iv) Count the putouts in the body of the scoresheet on the other side of the sheet.

(5 Marks)

8 Work out the Earned Runs for the following two innings. Show your working.



Number of Earned Runs

Number of Earned Runs

(4 Marks)

Gray Sox

Vs. Silver Sox

VENUE Galaxy Stadium Dia 1 DATE 26-5-2019

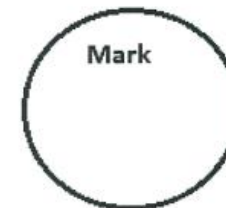
TOP		BOTTOM		Inn	Inn	S	R	1	2	3	4	5	6	7	8	9	
No	PLAYERS	Pos	Pos	Pos	Pos												
10	Jimmy Clarke	8						SH 2 bT2 +OA		# 3 WR 4/3 E43	FC 6 bFC 4/6	/	1 FF5		FC 4/3 SH 4 5		
4	Dennis Curtis	7						1 SH 3		1 Ka	a FC 6		2 D6		b FC 4/2 1BA		
48	Dave Shaw	3						2T3 3 FC 6/2		# 7 7A	3 FF7		E24 C 49		9 FC 4/2		
12	Harry Abbot	FR						CS		SH 5 C							
14	Paul Raymond	6							94 HP	CX7 C							
11	Terry Nelson	2															
15	Eddie Dreaver	9							FC 6 FC 9/4	b SH 7 FC							
21	Peter McKenna	9															
7	Euan Walters	4															
23	Kevin Hurst	1							FC 5 D SH 2	3 K							
18	Wayne Bifield	4															
19	Colin Stratford	5															
22	Michael Lomax	FR															
13	Eddie Dreaver																
17	Ray Winston																
12	Harry Abbot																
3	Bill O'Brien																
20	Gerry O'Connell																
Runs		Total						1	1	3	3	3	2	5	5	5	6
Hits		LOB						1	1	2	2	2	1	1	1	2	1
K		BB						-	-	2	1	-	-	-	-	-	1
WP		PE		IP				-	-	1	-	-	-	-	-	-	-
B		S															
A		PO		E				6	2	9	4	5	3	7	2	9	2
PO		E						3	2	3	2	4	6	7	6	2	4
E								4		4	8	4	5	9	2		

Game Scoring Section

Fill in the scoresheet with the lineup provided to you.

Score the game.

You are required to complete the end of innings analysis.



NAME: Master Answer

JA22

Vs. MAGIC

VENUE WHITE STADIUM Dia 1 DATE 26-5-2019

TOP	BOTTOM	Inn	Inn	S	R	1	2	3	4	5	6	7	8	9	PA	AB	BB	SH	HP	CO	H	ZB	3B	HR	RBI	K	SB	CS	DE	FC	R	Run	RAB	A	PO	E	Pos				
1	Hayley SAMSON	1				1		2		3		3			4	4									2						-4	1			6						
2	Lisa MARSH	9				22		3		...		1			3	2	1														1	3				9					
3	10 Angela ELLIOTT 18 Joanna THOMSON	5		4		1		...		1		2			1	1								1					1	1	3	1			5	5					
4	28 Kirsty WHITE	2				2		...		2		1			3	3							1		1					1	3	1			2						
5	15 Marama SMITH	4				3		...		3		3			3	3								2						-3	2	2			4						
6	5 Anna HARVEY 11 Mandy CARR	1		2		1		...		1		2			1	1	1					1	1	1					1	2	2	1		1	1						
7	9 Zoe SYMON	7				2		...		1		1			3	3								2						-3	1			7							
8	8 Stacy COLLETT 10 Caitlyn NEWTON	8		5		3		...		2		2			1	1	1					1							1	2	2	1			8	8					
9	8 Lucy JURY	3				1		...		2		1			3	3						1		1	1				1	3	6	1		3							
10	21 Sharnae BECKETT 20 Caitlyn NEWTON	PR						2	2	2	2	1	1	2	2	2	2	2	2	1	1	1	1	1	1	1	1	1	2					
11	7 Teremoana SIMPSON							3	5													2	5					5						
12	18 Joanna THOMSON							10	2													2	5					5						
13	5 Amy REDDELL							11	1													1	1					1						
14	11 Mandy CARR							38	58													8	21					2						
15								8	21													2	2					2						
16								2	2													2	1					1						
17								2	2													2	1					1						
PITCHER		BF	W	L	INN	K	BB	R	ER	H	ZB	3B	HR	WP	HP	IP	CATCHER	SB	CS	PB																					
Harvey		10	-	1	1	-	4	4	4	3	-	-	-	2	-	-	White	2	1	-																					
Carr		22	-	5	5	1	3	4	4	-	-	-	-	3	-	-																									
		32	-	6	5	5	7	4	7	-	-	-	-	5	-	-					2	1	-																		

PROVING THE BOX SCORE	RUNS	2	HITS	4	ERRORS	3	LOB	5
OFFICIALS	PLATE	Alex MURPHY						
	1ST	Kelly ROGERS						
	3RD	-						
	SCORER	Master Answer						

MAGIC

Vs. JAZZ

VENUE WHITE STADIUM

Dia 1

DATE 26-5-2019

TOP	BOTTOM	Inn	Inn	S	R	1	2	3	4	5	6	7	8	9	PA	AB	BB	SH	HP	CO	H	2B	3B	HR	RBI	K	SB	CS	OE	FC	R	Rch	RAB	A	PO	E	Pos	
1	2 Hannah KAYE	9				WP ③	SB ② WP ②	1 Kc		3 F8					4	2	2									1	1			2	2	4	1	2		4		
2	1 Ally CHAPMAN	9				WP ③	WP ⑥ S3	2 K			1 K				4	4					1					2				1	1	4				9		
3	16 Jazzy HARDY	7				WP ②	FC ④ E53	1 7			2 F4				4	4					2			3		1	1		1	3	4		1		7			
4	18 Beth GARDINER	6				1 F1	⑥ E13	3 S3			SB ⑤ BB				4	3	1										1	1		1	2	4	1	1	1	6		
5	6 Brooke HAY	5				WP ⑥ BB	WP ⑦ A	1 FF7			3 FF6				4	3	1				1			1					2	2	4		1	1	5			
6	9 Samara WILLIAMS	1				BB ⑧ C	FC ⑦ T5	2 K							3	3					2			2	1				2	3	2	1		1				
7	10 Aria MATHESON	8				BB ⑧ E53	WP ④ C	FC ⑥ 7	3 43						3	3					1			1					2	3				8				
8	8 maya DALLAS	3				a BB	b FC 15	1 43							3	2	1												1	3	1	7		3				
9	19 Jade LEITH	2				3 F3	3 K			2 F3					2	2														2	2	1		2				
11	Tessa WILSON	2		4											1	1													1	1	7		2					
3	Jasmine SAMPSON	DR				c	...c3			x																									DR			
10	20 Ella THOMAS					Runs	Total	3	3	1	7	-	7	-	7	-	7	-	7	-	7	-	7	-	7	-	7	-	7	-	7	-	7	-	7	-	7	
11	Tessa WILSON					Hits	LOB	3	3	3	2	1	1	-	-	-	-	-	-	-	7	7	7	7	7	7	7	7	7	7	7	7	7	7	7	7		
12	Lucy JOHNSON					K	BB	-	3	1	1	2	-	-	-	-	-	-	-	-	5	5	5	5	5	5	5	5	5	5	5	5	5	5	5	5		
13						WP	PB	2	-	-	3	-	-	-	-	-	-	-	-	-	5	5	5	5	5	5	5	5	5	5	5	5	5	5	5	5		
14						B	S	16	13	17	17	7	11	2	10	1	8	9	8	8	52	67	7	18	3													
15						A	5	2	5	1	5	1	4	4	4	4	4	4	4	4	7	18	3															
16						PO	1	4	3	3	5	2	2	2	3	7	2	3	3	3	8	2	2	6														
17						E	3	5	1																													
PITCHER		BF	W	L	INN	K	BB	R	ER	H	2B	3B	HR	WP	HP	IP	CATCHER		SB	CS	PB																	
WILLIAMS		28	1	-	7	10	2	2	1	3	-	1	-	1	-	-	LEITH		-	-	-																	
																	WILSON		-	-	-																	
		28	1	-	7	10	2	2	1	3	-	1	-	1	-	-			-	-	-																	
TOTAL		32																				32																

RUNS	7	HITS	7	ERRORS	2	LOB	7
PROVING THE BOX SCORE							
Runs	7	AB	27	TIME			
LOB	7	BB	5	FINISH	12:37		
POs	18	SH	-	START	11:00		
-TB		HP/CO	-	TOTAL	1hr 37 97 min.		
TOTAL	32		32				

Section 4 - Advanced Scorers Section

This section is to be completed by ALL Grade 6 & 7 scorers. Grade 5 scorers wishing to be considered for regrading to grade 6 may choose to complete this section.

All scorers undertaking this section must complete Part A.

You then choose ONE of Part B (Chief Scorer Role) or Part C (Statisticians Role).

Part A - Compulsory for all undertaking Section 4

- At a tournament, Chief Scorers and Statisticians will need to check scorers' scoresheets for accuracy. Check the game on the following pages and identify 12 mistakes that the scorer of the game has made THAT WOULD AFFECT STATISTICS BE ENTERED INTO STATRAK.
- List them in the table below and mark them on the scoresheet in RED with the corresponding number from the table.

	Team	Situation (eg Batter #, Inning)	Mistake
1	PIRATES	Proving box score, end of inning analysis summary, game summary	Left On Base should be 10
2	PIRATES	Proving the box score	AB should be 29
3	PIRATES	Batter 5 RBI/total RBIs	Should be 2 RBIs for Batter 5 and a total of 6 RBIs
4	PIRATES	Game details	Time not totalled
5	PIRATES	Pitching Analysis	Should be 2 hits – doesn't cross check with opposition batting total
6	PIRATES	Batting Analysis	Missing a hit on batter 9 – should be a total of 10 hits – doesn't cross check with opposition Pitching.
7	PIRATES	Batting Analysis	Batter 4 should have 2 OE not 1
8	PIRATES	Batting Analysis	Batter 1 should have 1 Reach Base – Reach Base total should be 18
9	PIRATES	Proving the Box Score	The opposition total Outs is marked as 14 not 15 – would pick up the missed out if done correctly.
10	PIRATES	Batting Analysis	Batter 2 – the Pinch Hitter did not score the run.
11	SAILORS	Fielding analysis	Missing total fielding for batter 4 substitute (Graham) should be 1 put out and 1 error as short stop. Error total in the fielding summary doesn't match the errors in the game summary below it.
12	SAILORS	Game details	No umpires or scorers names
	SAILORS	Pitching Analysis	Should be 3 WP – doesn't cross check with other side end of innings summary totals.
	SAILORS	Pitching Analysis	Should be 5 Earned Runs, not 6
	SAILORS	End of Inning analysis	Should be 1 hit

(6 marks)

Pirates

Vs. Sgilers

VENUE Neptune Mk Dia 3 DATE 26-5-2019

TOP		BOTTOM		Inn	Inn															HP																	
No	PLAYERS	Pos	Pos	S	R	1	2	3	4	5	6	7	8	9	PA	AB	BB	SH	CO	H	2B	3B	HR	RBI	K	SB	CS	OE	FC	R	Rich	RAB	A	PO	E	Pos	
13	Corey STANLEY	7				1	2	9		2					4	4																					
4	Steve HENDERSON	7													3	3																					
15	Jack MOORE	PH		5	5										1	1																					
17	Ethan JONES	6													4	3	1																				
18	Finn McINTOSH	5													4	4																					
9	Peter THORNE	1													4	3	1																				
19	Max CHAPMAN	9													4	3	1																				
7	Nathan McDONALD	8													3	3																					
3	Sam MARTIN	2													3	3																					
12	Aaron RICHARDS	3													3	2	1																				
14	Liam HENDERSON														8	33	29	4																			
15	Jack MOORE														11	9																					
8	Clarke COOPER														2	4																					
Runs		Total																8		10		-		9													
HITS		LOB																8		28																	
K		BB																11		4																	
WP		PB																3		-																	
B		S																8		14		7		4													
A		PO																1		3		2		9													
E		L																3		9		8		3													
PITCHER		BF		W		INN		K		BB		R		ER		H		2B		3B		HR		WP		HP		IP		CATCHER		SB		CS		PB	
THORNE		18		1		- 5		6		1		-		-		1		-		-		-		-		-		MARTIN		-		-		-			
TOTAL		32																																			

Sailors

Vs. Pirates

VENUE NepLune Pk Dia 3 DATE 26-5-2019

TOP	BOTTOM	Inn	Inn	S	R	1	2	3	4	5	6	7	8	9	PA	AB	BB	SH	HP	CO	H	2B	3B	HR	RBI	K	SB	CS	OE	FC	R	Rch	RAB	A	PO	E	Pos
122	Hamish BROOKE	4				1 S		2 F7							2	2																	2	1	2	4	
26	Brad PETERS	5				2 K		3 F9							2	2										1							2	3	1	5	
16	Thomas INNES	9				3 Kc			1 3						2	2										1							2	2	9		
18	Ben WHITE	6					1 F5		2 F4						2	2																2		1	6	6	
15	Troy GRAHAM	6			S																																
26	Lee STEVENS	1					2 K		9 4						2	2					1				1							1	2	3	1	1	
19	Jamal HARRIS	1			S																																
10	Ryan ELLIS	8					3 K		3 F4						2	2										1						2	2	8			
8	Drew MONTGOMERY	3						6 SH 8		1 63					2	2					1											1	2	1	6	3	
11	Hob MARINO	2						1 SH 14		2 Kc					2	1	1								1							1	2	2			
3	Jackson MILLER	7						9 BB		3 Kc					2	1	1								1							1	2	7			

11	Noah MONAGHAN	Runs	Total	-	-	-	-	-	-	-	-	-	-	-	18	11	2	6	3	7	8	14	2
9	Zachary WALTERS	Hits	LOB	-	-	-	1	2	-	1	-	-	-	-									
12	Jamal HARRIS	K	BB	2	-	2	-	1	-	2	-	-	-	-									
13	Troy GRAHAM	WP	PB	IP	-	-	-	-	-	-	-	-	-	-									
14		B	S	6	11	6	9	5	6	7	9	4	18										
15		A	PO	5	2	2	5	2	2	4	7	9	3	4	4	3	2	2					
16		E																					
17																							
PITCHER		BF	W	L	INN	K	BB	R	ER	H	2B	3B	HR	WP	HP	IP	CATCHER	SB	CS	PB			
STEVENS		30	-	1	4.2	2	4	8	6	10	-	1	2	-	-	-	ROBERTS	1	-	-			
HARRIS		3	-	-	.1	-	-	-	1	-	-	-	-	-	-	-							
		33	-	1	5.2	6	8	8	6	11	-	1	2	-	-	-							

PROVING THE BOX SCORE		OFFICIALS	
Runs	AB 16	PLATE	
LOB	BB 1	1ST	
POs	SH 1	3RD	
-TB	HP/CO	SCORER	
TOTAL	18 18		

Part B - Chief Scorer Role

1 As the Tournament Chief Scorer of a National Tournament, what are six things that you should do before the first day of the tournament?

i	Contact all scorers at least 4 weeks prior to the tournament if possible, send all scorers the emergency contact form, code of conduct and tournament scorers job description
ii	Contact the host association about location of the scorers facilities, requirement of desks, photocopying and liaising re date bars.
iii	Attend the Managers meeting
iv	Contact examinees and also send them the Guidelines for Examinees form and also to let them know the uniform expectations.
v	Make sure scorers know the uniform and code of conduct requirements and let them know what time they need to be at the tournament and where they need to be.
vi	Talk to the Tournament Organiser and/or STA to find out spare ball and return of ball procedures, photocopying arrangements, trophies, tournament office location etc
	Make contact with the host association re tea/coffee and catering options.

(3 Marks)

1 Name six things from the Scorers Code of Conduct that you should make sure that all tournament scorers are aware of.

i	Uniform requirements
ii	No smoking in uniform
iii	No drinking until after they have finished their last game
iv	Use of mobile phones during the game
v	Respect to other scorers and officials, players and team officials, spectators.
vi	Respect all decisions made by the umpires
	Conduct yourself in a professional manner
	Abide by the Softball NZ Code of Conduct

(3 Marks)

4 Tied Team

Complete the Tied Team Chart below using the points system that was used for MOST Softball New Zealand tournaments as follows

- Each team receives 5 points for the win.
- Where a team loses by 2 runs or less, they receive 1 bonus point. (B1)
- Where a team loses in a tie break situation, they receive 2 bonus points. (B2)
- If a team receives tie breaker (B2) bonus, it cannot receive the (B1) bonus.

Please redo the chart provided. Games marked with an asterisk (*) were tie breaker games.

(2 Marks F-A Column, 2 marks W-L column, 3 marks for correct points, 1 mark for correct rank, including showing the working)

	BRA	MAR	UTD	CUB	ACE	TIT	F - A	W - L	B(1)	B (2)	Points	POS
Braves		7-6*	2-3	5-4*	7-1	2-1	23-15	4-1	1	0	21	2
Marlins	6-7*		2-1	5-1	0-3	0-4	13-16	2-3	0	2	12	5
United	3-2	2-1		6-1	4-0	3-4	18-8	4-1	1	0	21	1
Cubs	4-5*	6-2	1-6		5-0	4-1	20-14	3-2	0	2	17	3
Aces	1-7	3-0	0-4	0-5		2-1	6-17	2-3	0	0	10	6
Titans	1-2	4-0	4-3	1-4	1-2		11-11	2-3	2	0	12	4

Show your working below

United beat Braves: United Pos #1 & Braves Pos #2

Titans beat Marlins: Titans Pos #4 & Marlins Pos #5

(8 Marks)

Part C - Statistician Role

1 Table (a) below is the batting statistics of the Aces team during a tournament, minus the batting averages. In readiness for compiling the top batters list, complete the batting averages in the batting average column (1). (6 Marks)

Table (a)

Name	PA	AB	H	Batting Ave (1)	Cut off Y/N (3)
A Abbot	19	16	9	.563	Y
B Black	24	20	7	.350	Y
C Charles	21	20	8	.400	Y
D Dixon	26	24	6	.250	Y
E Ellis	22	22	8	.364	Y
F Fraser	25	19	6	.563	Y
G Gibson	20	18	5	.278	Y
H Hill	22	17	10	.588	Y
I Ingalls	14	10	1	.100	N
J Jackson	18	15	3	.200	Y
K Kerr	16	15	4	.267	Y
L Lester	10	8	3	.375	N
M Mitchell	20	7	2	.286	Y
N Norton	1	1	0	.000	N

Cut Off Point (2)	The player with the most PA has 26. 60% of 26 is 15.6. Therefore the cut off point is 16 PA.
--------------------------	--

2 Using table (a) in question 1, what is the cut off point for inclusion in the batting lists for the Aces team. Write it in box (2) above. In order to get full marks correctly show your working. (2 Marks)

3 In column (3) place a Y or N beside the players who make the cutoff point (1 Mark)

4 Table (b) is the pitching statistics for the same team. In readiness for compiling the top pitchers list, complete the Earned Run Average for the pitchers in the ERA Column (4) (2 Marks)

Table (b)

Name	G	BF	Inn	ER	ERA (4)	Cutoff Y/N (6)
A Abbot	3	40	8.0	4	3.50	N
E Ellis	2	26	3.0	9	21.0	N
G Gibson	4	85	13.0	2	1.08	N
N Norton	5	72	12.0	4	2.33	N

Cut Off Point (5)	Total number of Batters Faced for the team is 223. 40 % of this figure is 89.2. Therefore the cut off point is 90.
--------------------------	--

5 Using table (b) what is the cut off point for inclusion in the pitching list for the Aces team. Write it in box (5). In order to get full marks, correctly show your working. (2 Marks)

6 In column (6) place a Y or N beside the players who make the cutoff point (1 Mark)